

Site 830677000000

830677 - NY17K from RT 211 MONTGOMERY to RT 208

City: Montgomery County: Orange

Route number: 17K

LRS section: 100111011

Functional class: 3U - Principal Arterial - Other (Urban)

AADT

11,932

E: 6,133

W: 5,798

Site Data



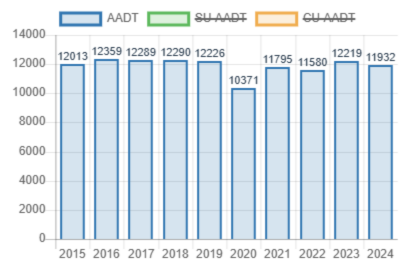
Annual Statistics

Data Item	2015	2016	2017	2018	2019	2020	2021	2022	2023	2024
Statistics type	Estimated	Actual	Estimated	Estimated	Estimated	Actual	Estimated	Estimated	Actual	Estimated
AADT	12,013	12,359	12,289	12,290	12,226	10,371	11,795	11,580	12,219	11,932
SU AADT	449	624	624	624	620	703	801	786	740	723
CU AADT	108	110	110	110	110	311	354	348	97	95
K-Factor	0.086	0.088	0.088	0.088	0.088	0.081	0.081	0.081	0.100	0.100
D-Factor	0.578	0.597	0.597	0.597	0.597	0.588	0.588	0.588	0.530	0.530
Speed 85th Percentile	-	47.2	47.2	47.2	47.2	48.8	48.8	48.8	46.8	-
DHV	1,033	1,088	1,081	1,082	1,076	840	955	938	1,222	1,193
DDHV	597	649	646	646	642	494	562	552	648	632
Truck AADT	557	734	734	734	730	1,014	1,155	1,134	837	818
Truck %	5%	6%	6%	6%	6%	10%	10%	10%	7%	7%

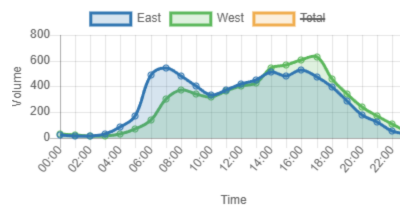
Count History

Year	Month	Count type	Weekend Duration	Workweek Duration	Duration
2023	September	Class	0 hours	72 hours	81 hours
2020	July	Class	0 hours	69 hours	69 hours
2016	April	Class	0 hours	69 hours	69 hours
2013	April	Volume	48 hours	84 hours	150 hours
2010	July	Volume	48 hours	97 hours	163 hours

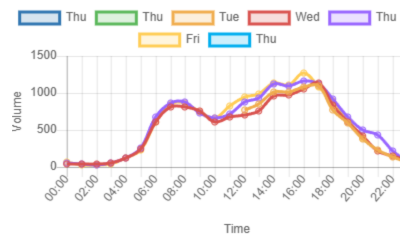
AADT Trend



Average Hourly Volume 2025



Daily Volume 2025



Vehicle Classification

1. Motorcycles 2 axes, 2 or 3 wheels.		240	0.49%
2. Passenger cars 2 axes. Can have 1- or 2-axis trailers.		37,833	77.93%
3. Pickups, panels, vans 2-axis, 4-tire single units. Can have 1- or 2-axis trailers.		7,317	15.07%
Passenger Vehicles		45,390	93.49%
4. Buses 2- or 3-axis, full length.		845	1.74%
5. Single-unit trucks 2-axis, 6-tire, (dual rear tires), single-unit trucks.		1,614	3.32%
6. Single-unit trucks 3-axis, single-unit trucks.		254	0.52%
7. Single-unit trucks 4 or more axle, single-unit trucks.		47	0.1%
Medium Weight Trucks		2,760	5.68%
8. Single-trailer trucks 3- or 4-axis, single-trailer trucks.		26	0.05%
9. Single-trailer trucks 5-axis, single-trailer trucks.		235	0.48%
10. Single-trailer trucks 6 or more axle, single-trailer trucks.		70	0.14%
11. Multi-trailer trucks 5 or less axle, multi-trailer trucks.		2	0%
12. Multi-trailer trucks 6-axis, multi-trailer trucks.		1	0%
13. Multi-trailer trucks 7 or more axle, multi-trailer trucks.		16	0.03%
Heavy Weight Trucks		350	0.70%